



- Fixed Coaxial Attenuators**
- Terminations & Loads**
- Step & Variable Attenuators**
- Mechanical Phase Shifters**
- Power Splitters & Dividers**
- Connectors & Adapters**
- DC Blocks**



**Argosy Component Sales
Distribution Product Listing**



RF & MICROWAVE COMPONENTS

HIGH AVAILABILITY FOR TODAY'S APPLICATIONS

Aeroflex / Weinschel has partnered with Argosy Component Sales to provide unmatched availability of high quality RF and microwave components. As Aeroflex / Weinschel's sole product distributor in North America, Argosy carries a robust inventory of attenuators, terminations, adapters and planar blind mate connectors. Argosy ensures responsive customer service and rapid shipment anywhere in North America.

Stocked items include...

- Fixed Coaxial Attenuators
- Terminations & Loads
- Manual Step, Variable & Programmable Attenuators
- Connectors & Adapters
- Power Splitters & Dividers
- DC Blocks
- Mechanical Phase Shifters




Argosy Component Sales is increasing the efficiency and speed with which we respond to your component needs. Your application and engineering questions should still be directed to our headquarters in Maryland.

ORDERING: Just dial our existing EXPRESS distribution number (1-800-542-4457) OR visit our website www.argosysales.com, and your order will automatically be processed by Argosy's state-of-the-art distribution facility. An Argosy sales representative will take orders between the hours of 7 am to 4:30 pm Pacific Standard Time, or you can visit our website 24 hours a day, seven days a week. You will receive immediate confirmation of the product availability, pricing and delivery information.

PRODUCT AVAILABILITY: Quantities are generally limited to 20 per dB value for any given model number series. If a larger quantity of a product is desired, consult one of our sales representatives for delivery and quantity price discounts. Should you require special delivery of any product not included in the distribution service, please ask our sales representatives for availability and price.

DELIVERY SERVICES: Aeroflex / Weinschel and Argosy offers you the choice of any current delivery service offered by UPS or Federal Express. Delivery services and rates are subject to change without notice. Carrier depends upon availability of services offered.

CREDIT TERMS: Prices will be confirmed over the phone at the time of your order, or can be confirmed on our website, assuming you have pre-approved credit (with P.O. number). You can pay for your Express order in one of three ways.

1. Your...   
2. COD when supported by a purchase order number or authorization number.
3. Aeroflex / Weinschel - Argosy approved credit (with P.O number). Most accounts can be approved instantly for amounts up to \$2,000. **PAYMENT TERMS ARE NET 30 DAYS.**

For those customers not in the US or Canada who may need Express type delivery, please contact your local sales representative or Aeroflex / Weinschel for product availability and special shipping requirements.

Distribution services via Argosy Component Sales is not available to international customers or exporters.

ARGOSY COMPONENT SALES IS LOCATED AT:

13401 Bel-Red Road Ste. A5, Bellevue, WA 98005
Toll Free: (800) 575-0962 or (800) 542-4457
Toll-Free Fax: (866) 562-2271
Telephone: (425) 562-6112
Fax: (425) 562-2271
sales@argosysales.com



Available Express Products



Fixed Attenuators....

Model Number	Connector Type	Frequency Range (GHz)	Average Power (W)	Peak Power (kW)	Stocked Attenuation Values (dB)	SWR ¹ (maximum)	Page No.
1-XX	N (f-m)	dc-12.4	5	1	3, 5, 6, 10, 20, 30, 40, 60	1.15-1.25	32
2-XX	N (f-m)	dc-18.0	5	1	3, 4, 5, 6, 8, 10, 20, 30, 40, 50, 60	1.15-1.35	
1W-XX	N (f-m)	dc-4.0	2	0.25	3, 4, 6, 10, 20	1.25	30
3T-XX	SMA (f-m)	dc-12.4	2	0.5	1 - 10, 20, 30, 40, 50, 60	1.15-1.25	22
4T-XX	SMA (f-m)	dc-18.0	2	0.5	1 - 10, 20, 30, 40, 50, 60	1.15-1.35	
4H-XX	SMA (f-m)	dc-18.6	2	0.25	1, 2, 3, 5, 6, 7, 8, 9, 10, 20, 30	1.25-1.35	20
3M-XX	SMA (f-m)	dc-12.4	2	0.5	1 - 10, 20, 30, 40, 50, 60	1.15-1.25	21
4M-XX	SMA (f-m)	dc-18.0	2	0.5	1 - 10, 20, 30, 40, 50, 60	1.15-1.35	
23-XX-34	N (f-m)	dc-18.0	10	1	3, 6, 10, 20, 30, 40, 50, 60	1.15-1.35	38
24-XX-12	3.5mm (f-m)	dc-8.5	50	5	40	1.20-1.30	45
24-XX-33	N (f-f)	dc-8.5	50	5	6, 30	1.20-1.30	
24-XX-34	N (f-m)	dc-8.5	50	5	3, 6, 10, 20, 30, 40	1.20-1.30	
33-XX-33	N (f-f)	dc-8.5	25	5	6, 10, 20, 30	1.20-1.30	41
33-XX-34	N (f-m)	dc-8.5	25	5	3, 6, 10, 20, 30	1.20-1.30	
34-XX-33	N (f-f)	dc-4.0	25	5	10, 20, 30	1.10	40
34-XX-34	N (f-m)	dc-4.0	25	5	3, 6, 10, 20, 30	1.10	
37-XX-33	N (f-f)	dc-8.5	10	1	30	1.15-1.25	37
37-XX-34	N (f-m)	dc-8.5	10	1	3, 6, 10, 30	1.15-1.25	
40-XX-33	N (f-f)	dc-1.5	150	10	10, 20, 30, 40	1.10	53
40-XX-34	N (f-m)	dc-1.5	150	10	3, 6, 10, 20, 30	1.10	
40-XX-43	N (m-f)	dc-1.5	150	10	3, 10, 30, 40	1.10	
41-XX-11	SMA (f-f)	dc-18.0	10	1	10, 20, 30	1.20-1.35	36
41-XX-12	SMA (f-m)	dc-18.0	10	1	3, 6, 10, 20, 30	1.20-1.35	
44	N (f-m)	dc-18.0	5	1	3, 6, 10, 20, 30, 40, 50, 60	1.15-1.25	33
45-XX-33	N (f-f)	dc-1.5	250	10	30, 40	1.10	57
46-XX-34	N (f-m)	dc-18.0	25	1	3, 10, 20, 30, 40	1.20-1.35	42
47-XX-34	N (f-m)	dc-18.0	50	1	3, 6, 10, 20, 30, 40	1.20-1.45	47
48-XX-21	N (m-f)	dc-18.0	100	1	40	1.25-1.55	51
48-XX-33	N (f-f)	dc-18.0	100	1	20	1.25-1.55	
48-XX-34	N (f-m)	dc-18.0	100	1	30	1.25-1.55	
48-XX-43	N (m-f)	dc-18.0	100	1	20, 30, 40	1.25-1.55	
49-XX-33	N (f-f)	dc-8.5	150	5	3, 10, 20, 40	1.25-1.35	55
49-XX-34	N (f-m)	dc-8.5	150	5	10, 20, 30, 40	1.25-1.35	
49-XX-43	N (m-f)	dc-8.5	150	5	3, 10, 30, 40	1.25-1.35	
53-XX-33	N (f-f)	dc-2.5	500	10	20, 30	1.15	59
53-XX-34	N (f-m)	dc-2.5	500	10	30, 40	1.15	
54A-XX	2.92mm (f-m)	dc-40.0	2	0.2	3, 6, 10, 20, 30	1.25-1.45	28
55-XX	TNC (f-m)	dc-18.0	5	1	3, 6, 10, 20, 30	1.15-1.35	31
56-XX	3.5mm (f-m)	dc-26.5	2	0.5	3, 6, 10, 20, 30	1.10-1.25	27
57-XX-33	N (f-f)	dc-5.0	150	10	30, 40	1.20	53
57-XX-43	N (m-f)	dc-5.0	150	10	30	1.20	
58-XX-33	N (f-f)	dc-5.0	250	10	30, 40	1.20-1.25	57
58-XX-34	N (f-m)	dc-5.0	250	10	30	1.20-1.25	
58-XX-43	N (m-f)	dc-5.0	250	10	30	1.20-1.25	
59-XX-33	N (f-f)	dc-2.5	100	10	3, 10	1.15	49
59-XX-34	N (f-m)	dc-2.5	100	10	30	1.15	
59-XX-43	N (m-f)	dc-2.5	100	10	10, 20	1.15	
68-XX-33	N (f-f)	dc-4.0	100	10	30	1.20	50
68-XX-34	N (f-m)	dc-4.0	100	10	3, 20, 30	1.20	
68-XX-43	N (m-f)	dc-4.0	100	10	30	1.20	
69A-XX-12	SMA (f-m)	dc-18.0	5	0.5	3, 6, 10, 20, 30	1.15-1.35	34
72-XX-33	N (f-f)	dc-4.0	50	5	10, 20, 30	1.20	44
72-XX-43	N (f-f)	dc-4.0	50	5	20	1.20	
73-XX-43	N (m-f)	dc-8.5	100	5	3	1.25-1.35	52
74-XX-12	3.5mm (f-m)	dc-26.5	25	0.5	20	1.30-1.35	43
82-XX-34	N (f-m)	dc-3.0	1,000	10	20	1.15-1.25	61
84A-XX	2.4mm (f-m)	dc-40.0	2	0.2	3, 6, 10	1.35-1.50	29
3330A-XX	SMA (f-m)	dc-18.0	2	0.25	2 - 10, 15, 20, 30	1.25-1.40	19
3331A-XX	SMA (f-m)	dc-18.0	2	0.25	0, 1, 3 - 10, 20, 30		

Variable Attenuators....

Model No.	Frequency Range (GHz)	Atten Range (dB)	Insertion Loss (MAX dB)	SWR ¹	Connector TYPE	Page No.
940-60-11	dc-4.0	0-60	6 dB	1.50-1.60	SMA (f-f)	66
940-60-33	dc-4.0	0-60	6 dB	1.50-1.60	N (f-f)	
940-60-33-1	dc-4.0	0-60	6 dB	1.50-1.60	N (f-f)	

* VARIES WITH FREQUENCY. f = female, m = Male

Programmable Attenuators....

Model No.	Frequency Range (GHz)	Atten Range (dB)	Insertion Loss (MAX dB)	SWR ¹	Connector TYPE	Page
3200-1	dc-2.0	0-127/1	2.80-4.75	1.25-1.35	SMA (f)	89
3200-2	dc-2.0	0-63.75/25	2.80-4.75	1.25-1.35	SMA (f)	
3200-1E-2	dc-3.0	0-127	4.90	1.25-1.40	SMA (f)	
3201-1	dc-2.0	0-31/1	1.80-3.75	1.30-1.35	SMA (f)	
3201-2	dc-2.0	0-120/10	1.80-3.75	1.30-1.35	SMA (f)	
3206-1	dc-2.0	0-63/1	2.00-4.00	1.30-1.35	SMA (f)	

Terminations....

Model No.	Frequency Range (GHz)	Average Power (Watts)	Peak Power (kW)	SWR1	Connector Type	Page No.
F1404N M1404N	dc-18.0	1	1	1.02-1.08*	N Female N Male	165
F1406A F1408	dc-18.0	2	0.5	1.05-1.21* 1.04-1.15*	SMA Female	166
M1406A M1408	dc-18.0	2	0.5	1.05-1.21* 1.04-1.15*	SMA Male	166
F1437RA M1437RA	dc-6.0 dc-6.0	2 2	0.25 0.25	1.05-1.10* 1.05-1.10*	SMA Female SMA Male	164
RS3016	dc-18.0	1	0.25	105-1.20*	SMA Male	164
1443A-1 1443A-2	dc-18.0 dc-18.0	5 5	0.5 0.5	1.20 1.20	SMA Female SMA Male	172
1455-3 1455-4 1455-4C	dc-18.0 dc-18.0 dc-18.0	2 2 2	1 1 1	1.20-1.30* 1.20-1.30* 1.20-1.30*	N Female N Male N Male w/chain	167
M1459 M1459A	dc-40.0 dc-40.0	2 2	0.5 0.5	1.15-1.25 1.10-1.15*	2.92mm (m) 2.92mm (m)	169
F1418 M1418	dc-18.0 dc-18.0	10 10	1 1	1.15-1.40* 1.15-1.40*	N Female N Male	177
F1419 M1419	dc-18.0 dc-18.0	10 10	1 1	1.20-1.35* 1.20-1.35*	SMA Male SMA Male	174
1424-3 1424-4	dc-12.4 dc-12.4	5 5	5 5	1.03-1.30* 1.03-1.30*	N Female N Male	171
1425-3 1425-4	dc-12.4 dc-12.4	10 10	1 1	1.03-1.40* 1.03-1.40*	N Female N Male	176
1426-3 1426-4	dc-8.5 dc-8.5	50 50	5 5	1.20-1.30* 1.20-1.30*	N Female N Male	183
F1428 M1428	dc-1.5 dc-1.5	150 150	10 10	1.10-1.15* 1.10-1.15*	N Female N Male	189
1429-3 1429-4	dc-18.0 dc-18.0	25 25	1 1	1.20 1.20	N Female N Male	180
1430-3 1430-4	dc-18.0 dc-18.0	50 50	1 1	1.15-1.30* 1.15-1.30*	N Female N Male	184
1431-3 1431-4	dc-18.0 dc-18.0	100 100	1 1	1.20-1.30* 1.20-1.30*	N Female N Male	188
1434-3 1434-4	dc-2.5 dc-2.5	500 500	10 10	1.10 1.10	N Female N Male	193
1433-3 1433-4	dc-5.0 dc-5.0	250 250	10 10	1.10-1.15* 1.10-1.15*	N Female N Male	192
1439-3	dc-2.5	150	10	1.20	N Female	190
1440-3	dc-4.0	100	10	1.15	N Female	186
1441-3	dc-4.0	50	5	1.15	N Female	182
1452-3	dc-4.0	25	5	1.10-1.20*	N Female	178
1453-3 1453-4	dc-8.5 dc-8.5	10 10	1 1	1.15-1.25* 1.15-1.25*	N Female N Male	175

Power Splitters & Dividers....

Model No.	Type	Frequency Range (GHz)	Input Power CW (W)	Insertion Loss (MAX dB)	SWR1	Connector TYPE	Page
1506A	Divider	dc-18.0	1	7.5	1.25-1.35	N	211
1507R	Splitter	dc-4.0	1	6.5	1.15-1.25	SMA	204
1515 1515-1	Divider	dc-18.0	1	7.5	1.25-1.35	SMA	210
1534	Divider	dc-4.0	1	10.5	1.25-1.60	2.92mm	208
1549R	Divider	dc-4.0	1	6.5	1.25	SMA	209
1550A	Divider	dc-3.0	1	13.5	1.25	SMA	214
1575	Divider	dc-40.0	1	8.5	1.40-1.70	2.92mm	213
1579	Splitter	dc-26.5	0.5	8.5	1.50	3.5 mm	205
1580	Divider	dc-26.5	1	8.5	1.25-1.7	3.5 mm	212
1593	Splitter	dc-26.5	1	6.0	1.25-1.35	3.5mm	207
1594	Divider	dc-18.0	2	14.5	1.30	3.5mm	214
1870A	Splitter	dc-18.0	1	7.5	1.30	N	206

Manual Step Attenuators....

Model No.	Frequency Range (GHz)	Atten Range/ Step (dB)	Insertion Loss (MAX dB)	Maximum SWR	Connector TYPE	Page
3033	dc-2.0	0-10/1	0.15-0.30*	1.35	SMA (f)	68
3003-100 3010-100 3053-100 3054-100	dc-2.50 dc-2.5 dc-6.0 dc-6.0	0-70/10 0-70/1 0-10/1 0-70/1	0.3 0.7 0.3-0.7* 0.8-1.3*	1.20 1.35 1.40 1.55	SMA (f) SMA (f) SMA (f) SMA	69

Planar Crown Connectors....

Model No.	Connector Type	Frequency Range (GHz)	SWR1 (max.)	Insertion1 (dB)	Page
7004A-1 7004A-2	2.92mm (f) Bulkhead 2.92mm (m) Bulkhead	dc-40.0 dc-40.0	---	---	225
7005A-3 7005A-4 7005A-6 7005A-7 7005A-8 7005A-10	N (f) Crown N (m) Crown 3.5mm (f) Crown 3.5mm (M) Crown TNC (F) Crown 2.92mm (f) Crown	dc-18.0 dc-18.0 dc-34.0 dc-34.0 dc-18 dc-40.0	1.20 1.20 1.20-1.30 1.20-1.30 1.20 1.20-1.35	0.25 0.25 0.25-0.35 0.25-0.35 0.25 0.25-0.45	225

Blindmate-Connectors, Planar....

Model No.	Connector Type	Frequency Range (GHz)	SWR1 (max.)	Insertion1 (dB)	Page
7008	Pressurized - SMA (F)	dc-40.0	1.30-1.65	0.3-1.5	218
7034	Floating, Rear Locking - SMA (F)	dc-40.0	1.35-1.55	0.85	219
7034-1	Fixed, Rear Locking - SMA (F)	dc-40.0	1.35-1.55	0.85	219
7035	Floating, Front Locking -SMA (F)	dc-40.0	1.35-1.55	0.85	220
7035-1	Fixed, Front Locking -SMA (F)	dc-40.0	1.35-1.55	0.85	220

Adapters....

Model No.	Connector Type	Frequency Range (GHz)	SWR1 (max.)	Insertion1 (dB)	Repeatability1	Page
F1513 M1513	N (f) - N (f) N (m) - N (m)	dc - 18	1.10-1.15*	<0.25	0.020 dB	234
1548-13 1548-24	SMA (f) - N (f) SMA (m) - N (m)	dc-18	1.10	0.43 (max)	N: 0.006-0.010 SMA: 0.01-0.02	236
1568 1568-1	SMA (f-f) Bulkhead	dc-26.5	1.15-1.25	<0.20-<0.35	0.010-0.020	232
1587 1588 1589	SMA (f-f) SMA (m-f) SMA (m-m)	dc-26.5 dc-26.5 dc-26.5	1.15-1.20 1.15-1.20 1.15-1.20	<0.20-<0.35 <0.20-<0.35 <0.20-<0.35	0.010-0.020 0.010-0.020 0.010-0.020	233
7002-13 7002-14 7002-23 7002-24	SMA (f)-N (f) SMA (f)-N (m) SMA (m)-N(f) SMA (m)-N(m)	dc-18 dc-18 dc-18 dc-18	1.12 1.12 1.12 1.12	<0.40-<0.50 <0.40-<0.50 <0.40-<0.50 <0.40-<0.50	0.010-0.020 0.010-0.020 0.010-0.020 0.010-0.020	235

Mechanical Phase Shifters....

Model No.	Frequency Range (GHz)	Incremental Phase Shift (minimum)	Insertion Phase (Typical)	SWR (Max)	Connector TYPE	Page
917-11	dc-20.0	225° @ 20 100° @ 9	890° @ 10	1.50	SMA (F)	199
980-2 980-2K 980-3	dc-3.0 dc-3.0 dc-7.0	340° @ 3.0 340° @ 3.0 85° @ 3.0	780° @ 3.0 780° @ 3.0 700° @ 3.0	1.35 1.35 1.30	SMA (F) SMA (F) SMA (F)	197
980-4	dc-12.0	170° @ 7.0 290° @ 12.0	1200° @ 12.0	1.45	SMA (F)	
981	dc-26.5	60° /GHz	---	1.80	SMA (F)	200

dc Blocks....

Insertion Model No.	Type	Connector Type	Range (GHz)	SWR1	Loss (dB)	Page No.
7003	Inside	N (f-m)	0.01-18.0	1.35-1.50	0.8	238
7006-1	Inside	SMA(f-m)	9 kHz - 20	1.30-1.50*	0.8	239
7012	Inside /Outside	SMA (f-m)	0.5 to 8.6	1.25	0.4	241