

TERMINATIONS

Type N, DC - 18 GHz, 5 Watts

SPECIFICATIONS:

Models: 3018-5W, 3018C-5W

RoHS
Compliant

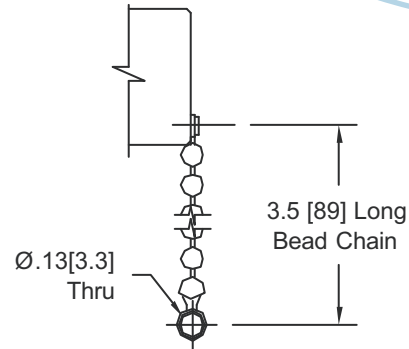


Electrical:

Frequency Range _____ DC - 18 GHz
 VSWR _____
 DC - 8 GHz _____ 115:1 Max.
 8 - 12.4 GHz _____ 1.20:1 Max.
 12.4 - 18 GHz _____ 1.30:1 Max.
 Impedance _____ 50 Ohms
 Input Power _____ 5 Watts Avg. @+25°C.
Derated Linearly to 1 Watt @ +125°C
 Peak Power _____ 2.5 kW Max.
(5uSec Pulse, .05% Duty Cycle)
 Temperature Coefficient _____ ±250 ppm/°C
 Operating Temp Range _____ -65°C to +125°C

Mechanical:

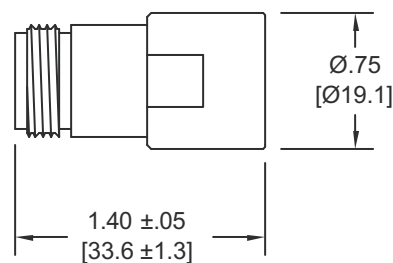
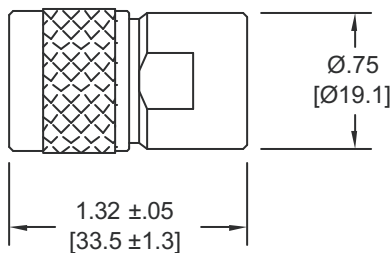
Type N Connectors _____ Nickel Plated Brass
Mates with MIL-STD-348
 Conductors _____ Silver Plated Beryllium Copper
 Bead Chain _____ Passivated Stainless Steel



CHAIN DETAIL

Model Numbers: **3018-5W**
 Type N Male Connector

Model Numbers: **3033-5W**
 Type N Female Connector



HOW TO ORDER:

Model Number: **30XXY-5W**
 Base Model Number _____ Style _____
 3018 = Male _____ = No Chain
 _____ C = Chain Included

Ordering Examples:

Model Number: **3018C-5W**
 DC - 18 GHz; Type N Male; Chain Included

Model Number: **3018-5W**
 DC - 18 GHz; Type N Male; No Chain

Note: Dimensions in Brackets are Expressed in Millimeters and are for Reference Only.

3018-5W: REV D (M)



Aeroflex / Inmet, Inc. 300 Dino Drive, Ann Arbor, MI 48103 • U.S.A.
 888-244-6638 or 734-426-5553 • FAX: 734-426-5557
www.aeroflex.com/inmet • inmet@aeroflex.com